

SOLO '14



PRODUCT INFO

DESIGNER: ANTONIO CITTERIO

TYPOLOGY: SOFAS

COLLECTION: B&B ITALIA

YEAR: 2014

DESCRIPTION

THE BEAUTIFULLY BALANCED CONSTRUCTION OF SOLO'14 WAS OBTAINED THROUGH THE REDUCTION OF ALL SUPERFLUOUS ELEMENTS AND THE CAREFUL PROPORTION OF ITS COMPONENTS. THE DIE-CAST ALUMINUM STRUCTURE SUPPORTS A DEEP SEAT, WITH A JOINT BACK WHICH ALSO ACTS AS ARMREST, ON WHICH CUSHIONS SIT FREELY. THE RAW EDGE FAUX LEATHER PROFILE HIGHLIGHTS THE SILHOUETTE OF THE ARM REST AND SEAT, GIVING IT A UNIQUE SARTORIAL FINISH. IT CAN BE PAIRED WITH DIFFERENT COLOR EDGES, THUS CREATING CONTRASTING OR HARMONIOUS EFFECTS. THE DIE-CAST PROCESS IS SHOWN THROUGH THE SPECIFIC DESIGN OF THE SUPPORT PIECES, AVAILABLE IN DIFFERENT FINISHES.

SOLO '14

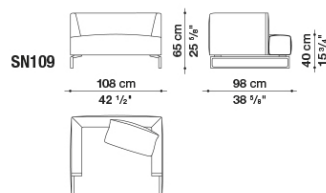
TECHNICAL INFORMATION

- **INTERNAL FRAME:**
TUBULAR STEEL AND STEEL PROFILES
- **INTERNAL FRAME UPHOLSTERY:**
BAYFIT® FLEXIBLE COLD SHAPED POLYURETHANE FOAM, POLYESTER FIBRE COVER
- **ADDITIONAL CUSCHIONS UPHOLSTERY :**
STERILIZED DOWN AND POLYESTER FIBRE, COTTON COVER
- **SUPPORT FRAME:**
DIE-CAST ALUMINIUM: BRIGHT BRUSHED O PAINTED
- **FERRULES:**
THERMOPLASTIC MATERIAL
- **COVER:**
FABRIC WITH PLASTIC MATERIAL EDGE OR LEATHER WITH PLASTIC MATERIAL EDGE

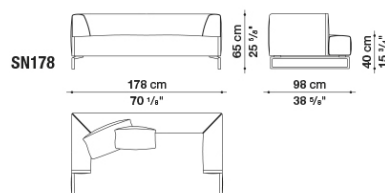
SOLO '14

TECHNICAL DRAWINGS

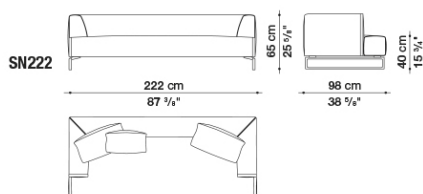
SN109



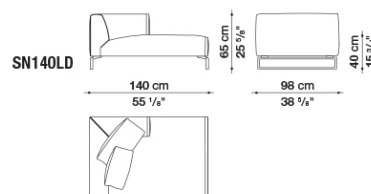
SN178



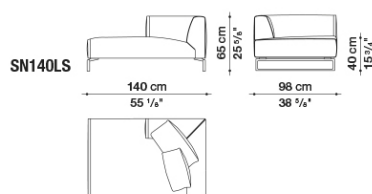
SN222



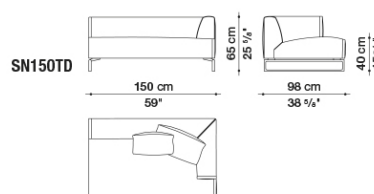
SN140LD



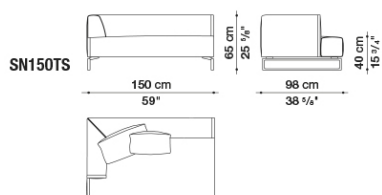
SN140LS



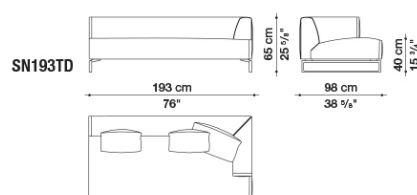
SN150TD



SN150TS



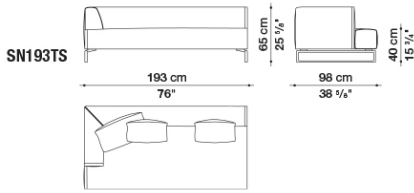
SN193TD



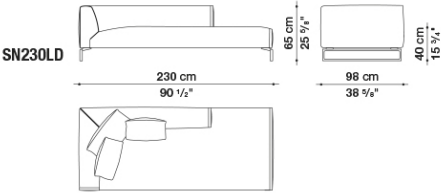
SOLO '14

TECHNICAL DRAWINGS

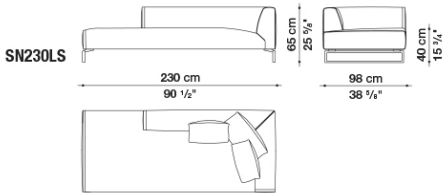
SN193TS



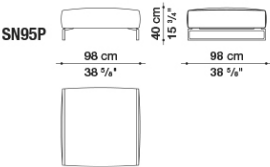
SN230LD



SN230LS



SN95P



SN48P

