

RAY



PRODUCT INFO

DESIGNER: ANTONIO CITTERIO

TYPOLOGY: SOFAS

COLLECTION: B&B ITALIA

YEAR: 2010

DESCRIPTION

A SUCCESSFUL DESIGN STRATEGY THAT ACHIEVES A BALANCE OF FUNCTIONAL AND AESTHETIC FEATURES, AND ENTRUSTS THE DETAILS TO THE RIGHT ROLE: THE SEATING SYSTEM RAY IS DESIGNED FOR A LONG LIFE. MODULAR, WITH TWO DEPTHS, WITH AN EXTENSIVE COMPOSITIONAL RANGE THAT INCLUDES LINEAR AND CORNER ELEMENTS, CHAISE LONGUE AND OTTOMAN, IT STANDS OUT FOR THE TAILORING DETAIL OF THE BLANKET STITCH THAT RUNS ALONG THE PROFILES OF THE COVER, BOTH SELF-COLOURED AND IN CONTRASTING HUES.

TECHNICAL INFORMATION

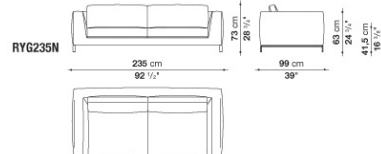
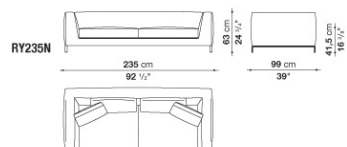
- **INTERNAL FRAME:**
TUBULAR STEEL AND STEEL PROFILES
- **INTERNAL FRAME UPHOLSTERY:**
BAYFIT® FLEXIBLE COLD SHAPED POLYURETHANE FOAM, POLYESTER FIBRE COVER
- **INTERNAL FRAME UPHOLSTERY (RY122PF-RY183P):**
SHAPED POLYURETHANE OF DIFFERENT DENSITY, POLYESTER FIBRE COVER
- **SEAT CUSHIONS UPHOLSTERY:**
SHAPED POLYURETHANE OF DIFFERENT DENSITY, POLYESTER FIBRE, POLYESTER AND COTTON FIBRE COVER
- **BACK CUSHIONS UPHOLSTERY (RYG235N-RYGL275N):**
SHAPED POLYURETHANE, STERILIZED DOWN, POLYESTER AND COTTON FIBRE COVER
- **ADDITIONAL CUSCHIONS UPHOLSTERY (RY48C-RY78C):**
POLYESTER FIBRE, COTTON COVER
- **ADDITIONAL CUSCHIONS UPHOLSTERY (RY60C):**
STERILIZED DOWN, POLYESTER FIBRE, COTTON COVER
- **FEET:**
ALUMINIUM DIE-CAST: PAINTED OR CHROMED
- **FEET (RY122PF):**
PLASTIC MATERIAL
- **FERRULES:**
THERMOPLASTIC MATERIAL
- **COVER:**
FABRIC OR LEATHER
- **RELATED SEARCHES:**
[SOFAS](#) – [LEATHER SOFAS](#) – [LIVING ROOM SOFAS](#)

RAY

TECHNICAL DRAWINGS

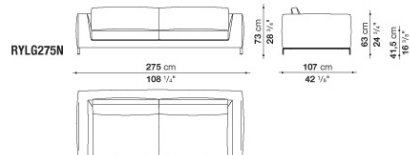
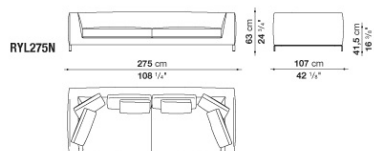
RY235N

RYG235N



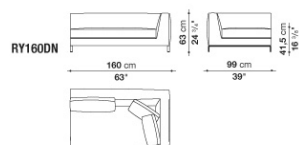
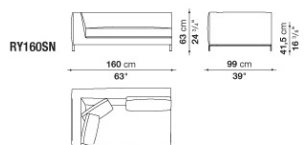
RYL275N

RYLG275N



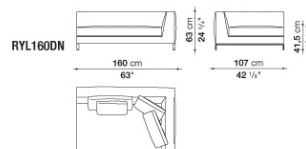
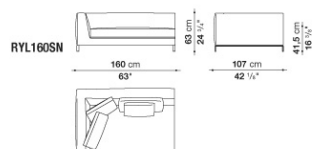
RY160SN

RY160DN



RYL160SN

RYL160DN

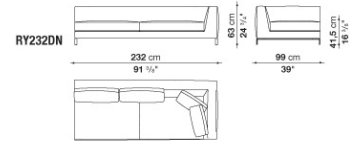
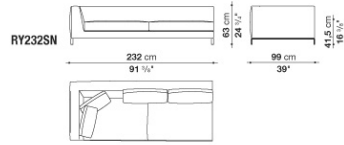


RAY

TECHNICAL DRAWINGS

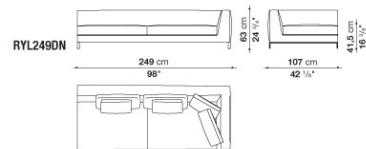
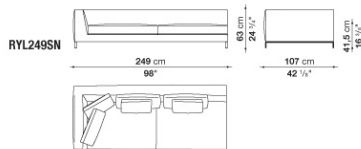
RY232SN

RY232DN



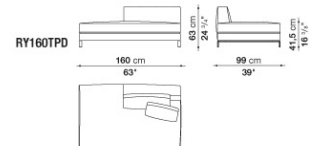
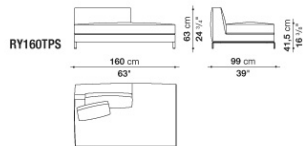
RYL249SN

RYL249DN



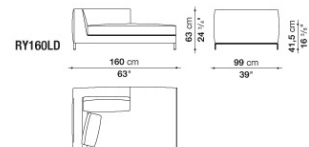
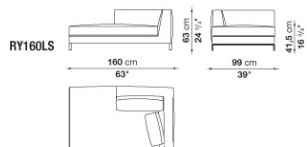
RY160TPS

RY160TPD



RY160LS

RY160LD

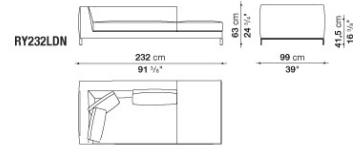
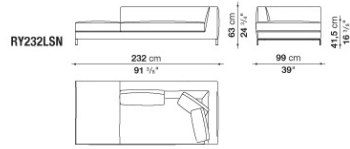


RAY

TECHNICAL DRAWINGS

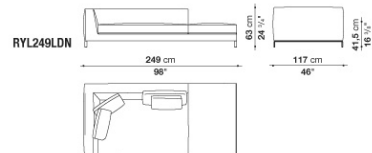
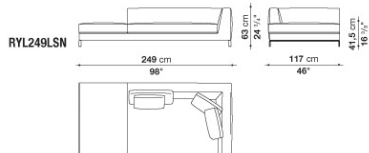
RY232LSN

RY232LDN



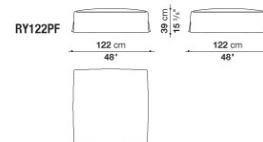
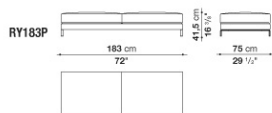
RYL249LSN

RYL249LDN



RY183P

RY122PF

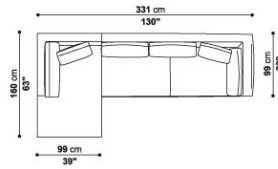
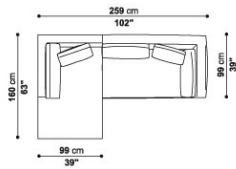


RAY

COMPOSITIONS

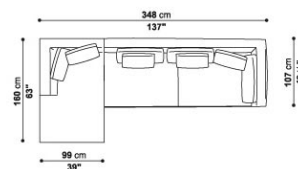
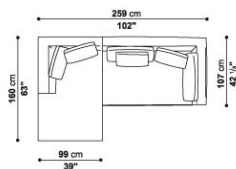
01

02



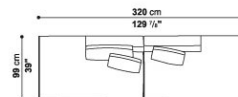
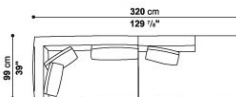
03

04



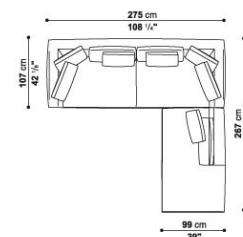
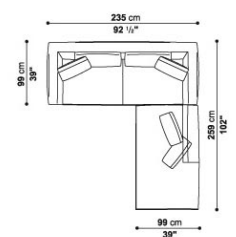
05

06



07

08

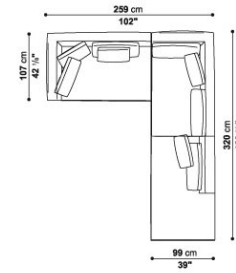
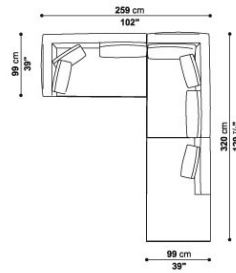


RAY

COMPOSITIONS

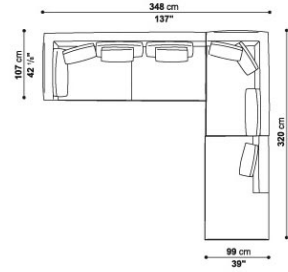
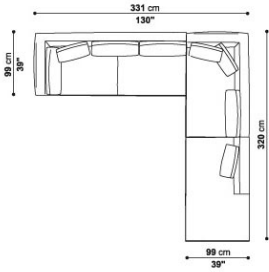
09

10



11

12



13

14

